

# The Water Lily Pond Aug/Sept 2020 Mystery Sock Part 3

by Becky Greene



Time to start the gusset!

**SPECIAL NOTE FOR 64-st size:** On round 1 of gusset, as you work the instep stitches begin the chart at stitch 3, and end the instep at st 10. End round 2 sts before the beginning of round marker. Place those last two stitches on the next needle for beginning of instep. Place the two stitches after the instep on the instep needle. Instep will have 36 sts, sole will have 28 sts. These will get adjusted later for working the toe.

**NOTE FOR all sizes:** On round 9 of the chart, you will need to work the first instep stitch as a k2tog (not k), and the last stitch of the instep as an ssk (not 3-st decrease).

## GUSSET:

Rnd 1: K across heel sts; pick up and K 1 st in each sl st across first edge of heel; pick up one extra st in corner between heel flap and instep sts; PM; K 2 (0, 0, 2) sts; work part 3 chart across instep; K 2 (0, 0, 2) sts; PM; pick up one st in corner between instep and heel flap; pick up and K 1 st in each sl st across edge of heel—make sure you pick up the same number of stitches on each side; K to marker. Beginning of rnd is now the beginning of the instep.

Rnd 2: work Part 3 Chart across instep; k1, ssk, k to last 3 sts of sole, k2tog, k1. (Decrease rnd)













Rnd 3: work Part 3 Chart across instep; k to end of rnd.

Repeat rnds 2 & 3 until there are 56(64,72,80) sts remaining.

Continue to work Part 3 Chart across instep and knit across the sole until you have worked through all rounds of the Chart. Work rounds 1-14 one more time unless you have a very short foot.

### Part 3 Chart

12	11	10	9	8	7	6	5	4	3	2	1	
												28
												27
												26
												25
												24
												23
												22
												21
												20
												19
												18
												17
												16
												15
												14
												13
												12
												11
												10
												9
												8
												7
												6
												5
												4
												3
												2
												1

Key	
	Knit k
	(RS) Knit (WS) Purl
	Knit 2 Together k2tog
	(RS) Knit 2 stitches together (WS) Purl 2 Together
	Purl p
	(RS) Purl (WS) Knit
	SK2P sk2p
	(RS) Slip K2tog PSSO (WS) Slip purl2 tog PSSO
	Slip Slip Knit ssk
	(RS) slip, slip, knit slipped sts together (WS) slip, slip, purl slipped sts together
	Yarn Over yo
	(RS) Yarn Over (WS) Yarn Over